


MPO MicroCable Trunk Assembly



Description

MPO MicroCable Trunks facilitate rapid deployment of high-density backbone cabling in data centers or other high fiber density environments reducing network installation or reconfiguration time and cost. They are used to interconnect cassettes, panels or ruggedised MPO Fan Outs, spanning MDA, HDA and EDA zones. These are offered in all fiber types as standard 12 to 144 core versions using a compact and rugged MicroCable structure. The compact cables optimize cable-way use and improve airflow. MPO low loss Premium versions are offered featuring low insertion loss for demanding high-speed networks where power budgets are critical.

Features and Benefits

- MPO Interface - MPO components feature superior optical and mechanical properties
- High Density - Multifiber connector and compact dimension of ruggedised MicroCable ease space in costly data center environments
- Reliability - 100% tested - Combination of high quality components and manufacturing quality control guarantees product to the highest standard
- Optimised Performance - Low loss Premium MPO and OM4 fiber assures low insertion losses and power penalties in tight power budget high speed network environment
- Rapid Deployment - Factory terminated modular system saves installation and reconfiguration time during moves, adds and changes
- Next Generation Network Proof - Emerging high speed protocol are going to use MPO interface

- G.657A1, G.657A2 OM3, OM4
- 12xFiber Ferrule MPO Up to 144xFiber MicroCable
- Female (standard) and Male MPO Connectors
- Factory Terminated and Tested Optional Pulling Element Available
- Jacket Standard Colours: G.657A1 or G.657A2 Yellow, OM3 Aqua, OM4 Aqua (OM4 EricaViolet Available)
- LSZH, OFNP, OFNR Cable Jacket Options
- Polarity A (standard), B or C

Applications

- Data Centre Infrastructure
- Parallel Optics
- Emerging 40 and 100Gbps Protocols
- Storage Area Network- Fiber Channel
- Infiniband

Specifications

ELEMENT	CHARACTERISTIC
Fiber	G657A1, G.657A2, OM3, OM4
Tail Dimensions	3 mm Tails
MPO Terminations	MPO 12 Fiber Ferrule Boot Colour: Black Body Sleeve: MM Premium (Aqua, EricaViolet for EV Cable), SM Premium (Yellow)
Cable Diameter	12/24 Cores MicroCable Double Jacket OD Max 4.5 ± 0.3 mm 24 Core MicroCable Double Jacket Flat ($4.2 \pm 0.3 \times 7.6 \pm 0.4$ mm) * 48 Core MicroCable Double Jacket OD Max 9.0 ± 0.3 mm
Crush Resistance	1000N/ 100 mm
Cable Tensile Strength	Double Jacket Microcable (up to 12 Cores) (Short/Long) 400N/ 150N Double Jacket Micro Cable (up to 48 Cores) (Short/Long) 1000N/ 300N
Storage Temperature	-20 ~ +60°C
Installation Temperature	-5 ~ +50°C
Operating Temperature	-20 ~ +60°C
Pulling Element: Optional	12 Core MicroCable- Rope attached to Aramid MicroCable MultiSubunit- Pulling Eye Bonded to FRP Rod

Contact customer service for product details confirmation if required

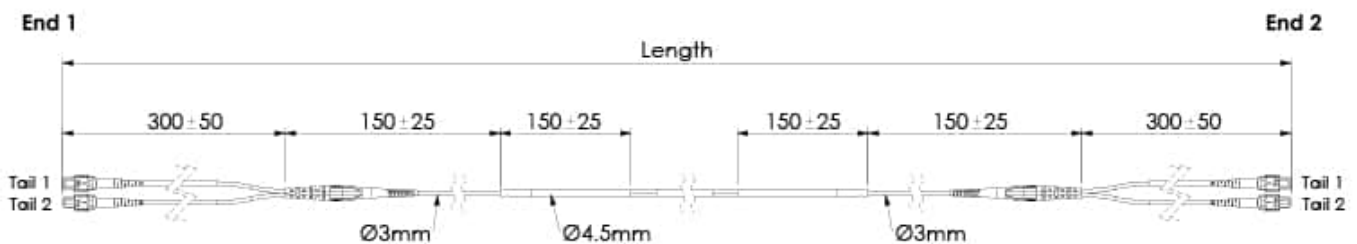
Connector Performance

CONNECTOR MATING	IL AVERAGE	IL MAX	RETURN LOSS
MPO Premium (MM)	0.10 dB	0.35dB	N/A
MPO Premium (SM)	0.10 dB	0.35dB	>60 dB

Cable Performance

CABLED FIBRE TYPE (ISO/IEC 11801)	OS1/OS2	OM1	OM2	OM3	OM4
Attenuation Coefficient [dB/km]	≤0.38 Max (1310 nm) ≤0.25 Max (1310 nm) ≤0.34 Typ (1550 nm) ≤0.19 typ (1550 nm)	≤3.5 Max (850 nm) ≤1.5 Max (1300 nm) ≤2.9 Typ (850 nm) ≤1.2 Typ (1300 nm)	≤3.5 Max (850 nm) ≤1.5 Max (1300 nm) ≤2.7 Typ (850 nm) ≤0.9Typ (1300 nm)	≤ 3.5 Max (850 nm) ≤ 1.5 Max (1300 nm) ≤ 2.7 Typ (850 nm) ≤ 0.9 Typ (1300 nm)	≤ 3.5 Max (850 nm) ≤ 1.5 Max (1300 nm) ≤ 2.7 Typ (850 nm) ≤ 0.9 typ (1300 nm)
Minimum Bandwidth: Overfilled Launch [Mhz-km]	N/A	≥ 200 (850 nm) ≥ 500 (1300 nm)	≥ 500 (850 nm) ≥ 500 (1300 nm)	≥ 1500 (850 nm) ≥ 500 (1300 nm)	≥ 3500 (850 nm) ≥ 500 (1300 nm)
Minimum Bandwidth: Laser Effective Modal Bandwidth [Mhz-km]	N/A	N/A	N/A	≥ 2000 (850 nm)	≥ 4700 (850 nm)

Technical Drawing




Ordering Information

Code	Fiber Type	Fiber Count	Jacket Material	Color	Code	End A	End B	Polarity	Tails	Unit	Length
M	3 OM3	DSB 12	L LSZH	9 YELLOW	P	U MPO F	U MPO F	-A Polarity A	028 Standard Tails	M Meters	1 1
	4 OM4	DSF 24	E CPR Eca	C AQUA		V MPO M	V MPO M	-B Polarity B	027 Staggered Tails (with Pulling)	F Feet	2 2
	7 G.657A1	EAJ 48	C CPR Cca*	D ERIKA VIOLET			X Open	-C Polarity C			3 3
	8 G.657A2	EBM 72*	B CPR B2ca*								5 5
		* 96*	R OFNR								10 10
		* 144*	Q OFNR UL Listed								XX Specify
			P OFNP								

Related Products



U-Series 2RU Housing



U-Series 1RU Housing



U-Series MPO Cassette
BASE-12



U-Series MPO Adapter Plate



H-Series MPO - LC Cassette
BASE-12 24f



L-Series MPO Cassette BASE-12



Cca MPO MicroCable Patch
Assembly (Single Jacket 3mm
OD)



FCP2 Fiber Cleaning Kit for
SC/ST/FC/LC/MPO



One-Click® Cleaner MPO



FOCIS Lightning MPO/MTP®
Fiber Scope