



Installation af oval eller rund forsegling med SCOP



1 Rens og slib port og kabler




4 Monter alufolien omkring SCOP og kabel. Start 15 mm inde over det afsatte mærke, som vist. **OBS.** Se bort fra den blå linje på alufolien.




2 Monter SCOP, som vist på billedet, under den ovale / runde port på kabler under 12 mm i diameter.
Obs. Vær omhyggelig med monteringen.




5 Skub krypemuffen op mod basen og monter limclipsen.



3 Skub krypemuffen op mod basen og marker på SCOP'en hvor den går ned til. **HUSK**, enden af krypemuffen uden lim op mod basen.



6 Begynd opvarmning af krypemuffen oppe ved basen. Når krympningen begynder holdes en pause så krypemuffen kan sætte sig fast på porten. Krymp derefter rundt om krypemuffen ned mod kablerne.



7 Rør ikke kablerne under krympningen. Krymp indtil alle grønne pletter er forsvundet og limen flyder ud ved kablerne. Varm på begge sider af limclipsen indtil limen flyder sammen rundt om / mellem kablerne. **Flyt ikke på kabler eller muffe før krympemuffen er afkølet.**

Tyco Electronics Raychem bvba

Diestsesteenweg 692
B-3010 Kessel-Lo, Belgium
Tel.: 32-16-351 011
Fax: 32-16-351 697
www.te.com
www.telecomnetworks.com

TE (logo) and TE Connectivity are trademarks of the TE Connectivity group of companies and its licensors.

While TE Connectivity and its affiliates referenced herein have made every reasonable effort to ensure the accuracy of the information contained in this catalog, TE Connectivity cannot assure that this information is error free. For this reason, TE Connectivity does not make any representation or offer any guarantee that such information is accurate, correct, reliable or current. TE Connectivity reserves the right to make any adjustments to the information at any time. TE Connectivity expressly disclaims any implied warranty regarding the information contained herein, including, but not limited to, the implied warranties of merchantability or fitness for a particular purpose. TE Connectivity' only obligations are those stated in TE Connectivity' Standard Terms and Conditions of Sale. TE Connectivity will in no case be liable for any incidental, indirect or consequential damages arising from or in connection with, including, but not limited to, the sale, resale, use or misuse of its products. Users should rely on their own judgment to evaluate the suitability of a product for a certain purpose and test each product for its intended application.