



## FinishAdapt

FIBRE OPTIC FUSION SPLICE PROTECTOR SLEEVES


FinishAdapt PS-3A-X/US Series are high quality with long-term reliability Bellcore Certified Fibre Optic Fusion Splice Protector Sleeves. Designed to restore the mechanical strength, environmental protection and optical performance of single optical fiber after fusion splicing

### KEY FEATURES

- Tested and Approved high quality and reliability with Industry Standard BELLCORE (Telcordia) GR-1380 CORE CERTIFICATION
- Specialist Manufacturer with 24 years proven reliability
- Pre-Shrunk heat bonded design
- Single fiber entry hole for faster installation
- Encapsulated and centred reinforcing pin
- UL Approved high quality materials
- Compatible with most fibers, splice trays and ovens
- Over 2.5 Million 3A series are held in stock

## PS-3A-X/US Series TECHNICAL DATA SHEET

Single 250 - 900µm fiber. 2.6mm diameter



### CERTIFICATIONS / REGULATORY STANDARDS

Telcordia / Bellcore  
GR-1380-CORE

**CERTIFIED**  
Bellcore Test Conformance Report TCR-8  
(Replaces Telcordia TA-NWT-001380)

UL224 Approved

YDPU2.E467437

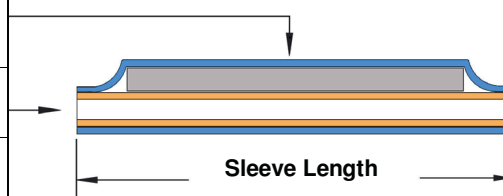
RoHS Compliant  
REACH Compliant  
CENELEC Compliant  
Conflict-Free Minerals

2011/65/EU  
EC 1907/2006  
European Standard EN50411-3-3  
Dodd Frank Act Section 1502 Compliant



### PRODUCT DIMENSIONS

Sleeve Diameter After Shrinkage	<b>2.6 mm</b> <b>(0.102 inch)</b>
Supplied Internal Diameter	<b>1.4 mm</b> <b>(0.055 inch)</b>
Fiber size	<b>250 / 900 µm</b>



- Heat Shrink Outer Tube
- Adhesive Inner Tube
- Stainless Steel Pin


Part Number	Sleeve Length		Inner Length		Pin Diameter		Pin Length	
	mm	inches	mm	inches	mm	inches	mm	inches
PS-3A-X23/US	23.0	0.906	23.0	0.906	1.4	0.055	19.0	0.748
PS-3A-X40/US	40.0	1.575	40.0	1.575	1.4	0.055	36.0	1.417
PS-3A-X45/US	45.0	1.772	45.0	1.772	1.4	0.055	41.0	1.614
PS-3A-X/US	60.0	2.362	60.0	2.362	1.4	0.055	57.0	2.244

All information is believed to be correct at time of publication and we reserve the right to make changes without prior notice. All dimensions nominal.  
The 'Supplied Internal Diameter' refers to the internal diameter of the EVA inner tube through which the fiber is installed.  
The 'Sleeve Diameter after Shrinkage' refers to the final outside diameter of the heat shrinkable outer of the sleeve after full shrinkage.  
The internal EVA and external heat shrink tubing are the same length with flush ends. The pin is centred within the splice.



## MATERIAL SPECIFICATION

Application Type:	Single Fiber 250µm and 900µm
Compatibility:	Most splice trays, ovens and coated fibers
Outer Material:	Cross-linked Polyolefin Heat Shrinkable Tubing +135°C MIL Spec. UL224 Approved YDPU2.E467437 & SAE-AMS-DTL-23053/5 Class 2
Inner Material:	Hot-melt adhesive Ethylene Vinyl Acetate (EVA) Copolymer
Reinforcing Pin:	Stainless Steel 302 BS 2056 with polished and rounded edges
Colours:	Clear for easy visual inspection
Splice Operating Temperature:	-40°C to +70°C (Heat shrink outer rated at -55°C to +135°C)*
Storage Temperature:	-40°C to +70°C
Package Quantity:	Bags of 50 or 100. Labelled over bag of 1,000



\* The outer Cross-linked Polyolefin heat shrink material meets SAE-AMS-DTL-23053/5 Class 2 and has a continuous operating temperature range of -55°C to +135°C. However, the splice protector is designed so that the inner adhesive melts and flows first around the fiber joint at c. 65-70°C followed by the shrinkage of the outer material. The splice protector is therefore specified with a max operating temperature of +70°C and should not be used above this temperature otherwise it may affect the adhesive liner and damage the long-term integrity of the splice.

## RECOMMENDED INSTALLATION

The product is designed so that the meltable inner melts and flows around the fibre joint followed by the outer material shrinking around the assembly. A splice oven setting of 220-235°C for a time of 30-35 seconds is recommended to ensure the correct adhesive material flow and outer shrinkage. An additional 30 seconds cooling time should be allowed to ensure the meltable adhesive is set before handling and inserting into the splice tray.

Caution: Selecting a higher temperature or shorter cycle time may result in insufficient adhesive flow around the fiber required to form a good splice. Oven settings based on using Fujikura 12 S and 62S fusion splicer and 60mm long PS-3A-X/US. Heater temperatures and cycle times must be adjusted to take account of splice protector type and length, splicer oven used and the battery condition, ambient temperature and operating environment.

## COMPANY BACKGROUND & EXPERIENCE

- FinishAdapt are specialists in the design, manufacture and worldwide distribution of Fusion Splice Protector Sleeves. Recognised as the industry leader with 24 years of proven quality and long-term reliability required for this specialist application. Largest range of splice sleeves available, including 1A, 2A, 3A, 3A US, 5A, 6A, dielectric, pin less, ribbon and custom manufactured.
- At the forefront of splicing technology, we have worked with Bellcore (Telcordia) and British Telecom in defining the generic requirements for fusion splice protector technology. We are also joint authors of the CENELEC European Standard for splice protector product design.
- **FinishAdapt became the first and currently only company to hold Bellcore (Telcordia) GR-1380-CORE Certification.** (Caution: most other manufacturers are not certified and can only claim compliance to this industry standard)
- Used in optical fiber communications networks infrastructure, utility and telecommunications networks, FTTC, FTTP and FTTH fiber installations, CATV, photonics and laser applications.

## PRODUCT DESIGN & ADVANTAGES

- Our splice sleeves are manufactured with a Pre-Shrunk heat-bonded assembly along the complete sleeve, encapsulating the reinforcing pin and providing a single fibre aperture. The benefit of this design eliminates fiber misalignment whilst maintaining longitudinal component alignment. The single fibre aperture and Pre-Shrunk design results in faster installation times.
- Manufactured from high quality UL Approved Irradiation Cross-linked Polyolefin heat shrinkable outer, a unique hot-melt adhesive copolymer inner and a centred and encapsulated stainless steel reinforcing pin with deburred and polished edges that protects the fiber from damage.
- The product is designed so that the adhesive melts and flows around the fiber joint first to provide vibration damping and environmental sealing from dust and moisture. The heat shrinkable outer then drives out any air and provides fiber retention and strain relief. The reinforcing pin provides alignment and mechanical strength. Splice protection sleeves are a reliable alternative to fiber recoating.

## CUSTOM PRODUCT

A comprehensive range of Single and Mass Ribbon sleeves are available. Full details are on our website. We also design and manufacture splice protector sleeves to customer's specification and offer own label branding for leading manufacturer's and distributor's. Please contact us now for further details and a quotation.